



# Health and safety in the workplace: prevention measures

**Amatucci Silvia**

Statistical and Actuarial  
Department

**KIOSH 2024**

12TH KAZAKHSTAN INTERNATIONAL OCCUPATIONAL  
SAFETY AND HEALTH CONFERENCE AND EXHIBITION

Astana, Kazakhstan  
EXPO International Exhibition Center  
29-31 May 2024

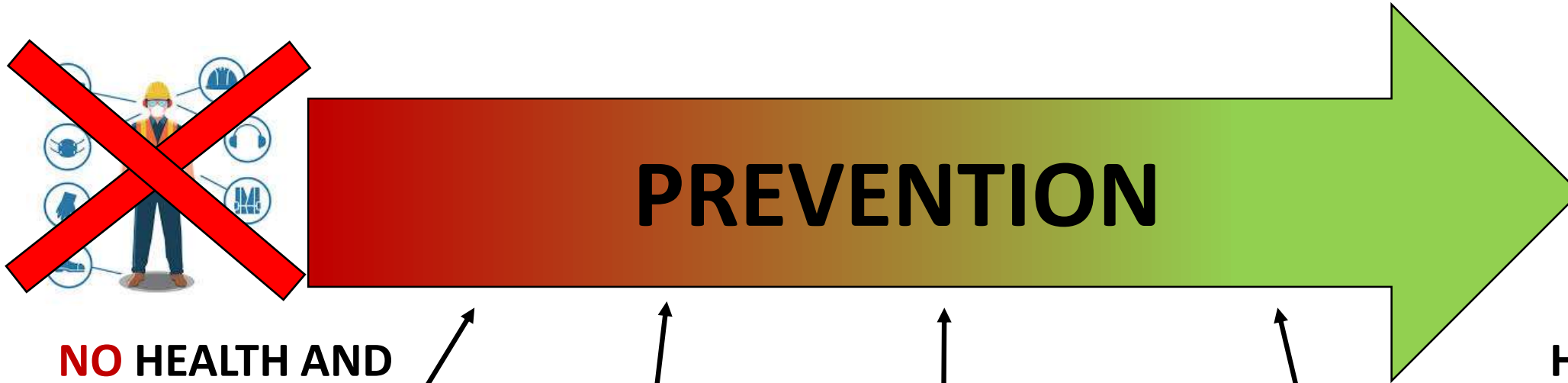
# How did people work in the early 1900s?



This picture was taken  
**90 YEARS AGO** in 1932

**MUCH HAS CHANGED**





**NO HEALTH AND SAFETY AT WORK MEASURES**

**REPORTS**

**STATISTICS**

**EUROPEAN UNION AND ITALIAN PREVENTIONAL POLICIES**

**SAFETY DEVICES**

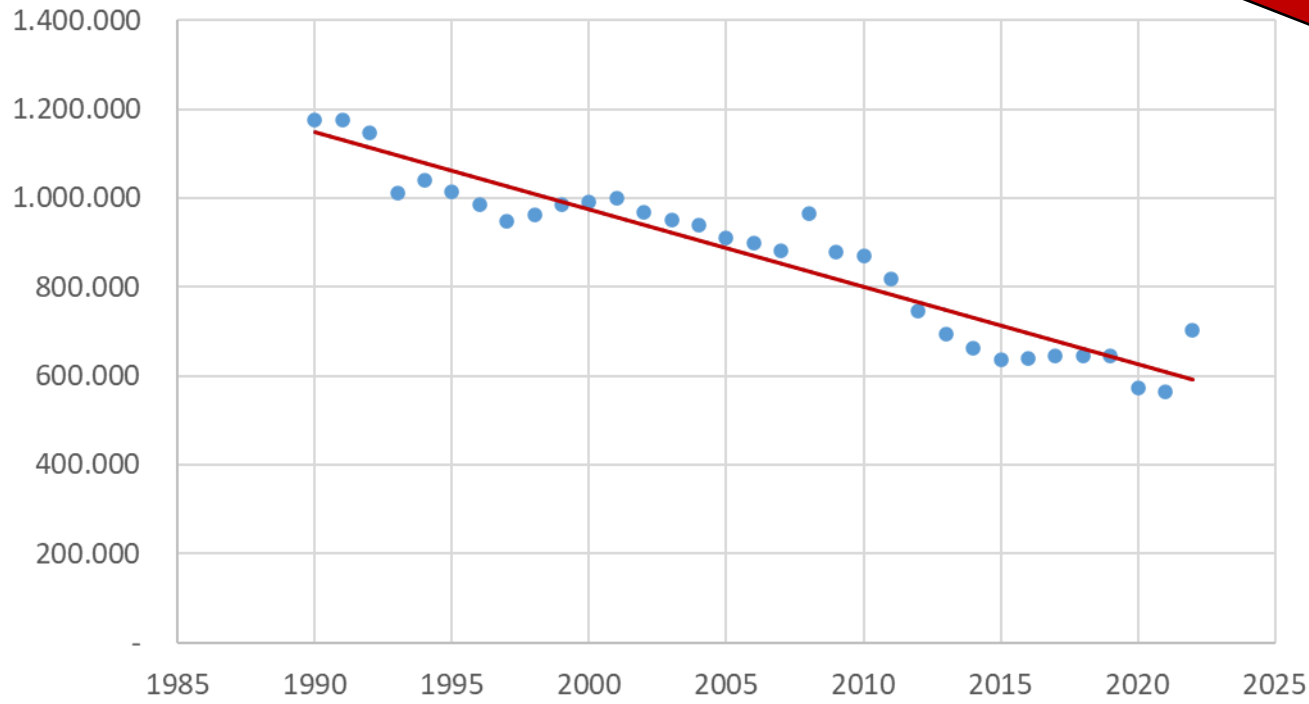
**HEALTH AND SAFETY AT WORK**



**LOWER INJURY RATE**

# CLAIMS

**-40%**

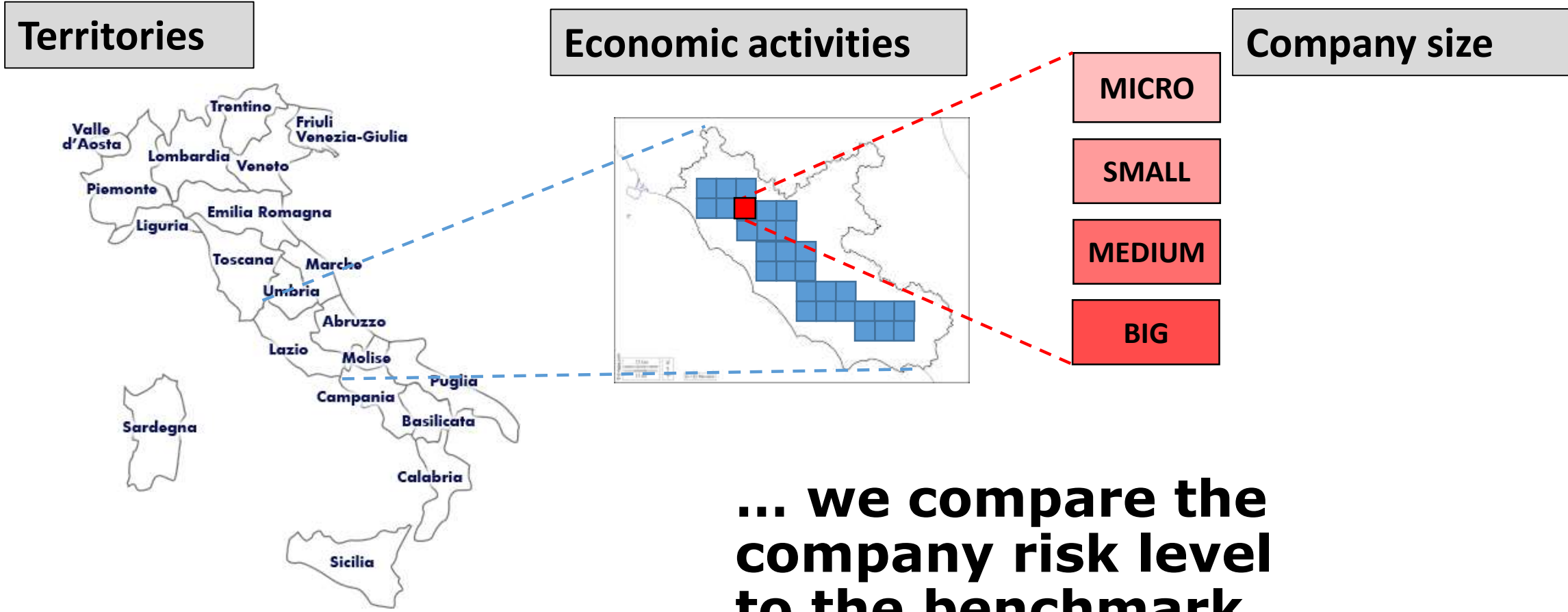


**PREVENTION**

**COMPARISON** of the **INJURY RISK LEVEL** between **companies that take more occupational safety measures** and **companies with standard measures** (period 2017-2021)

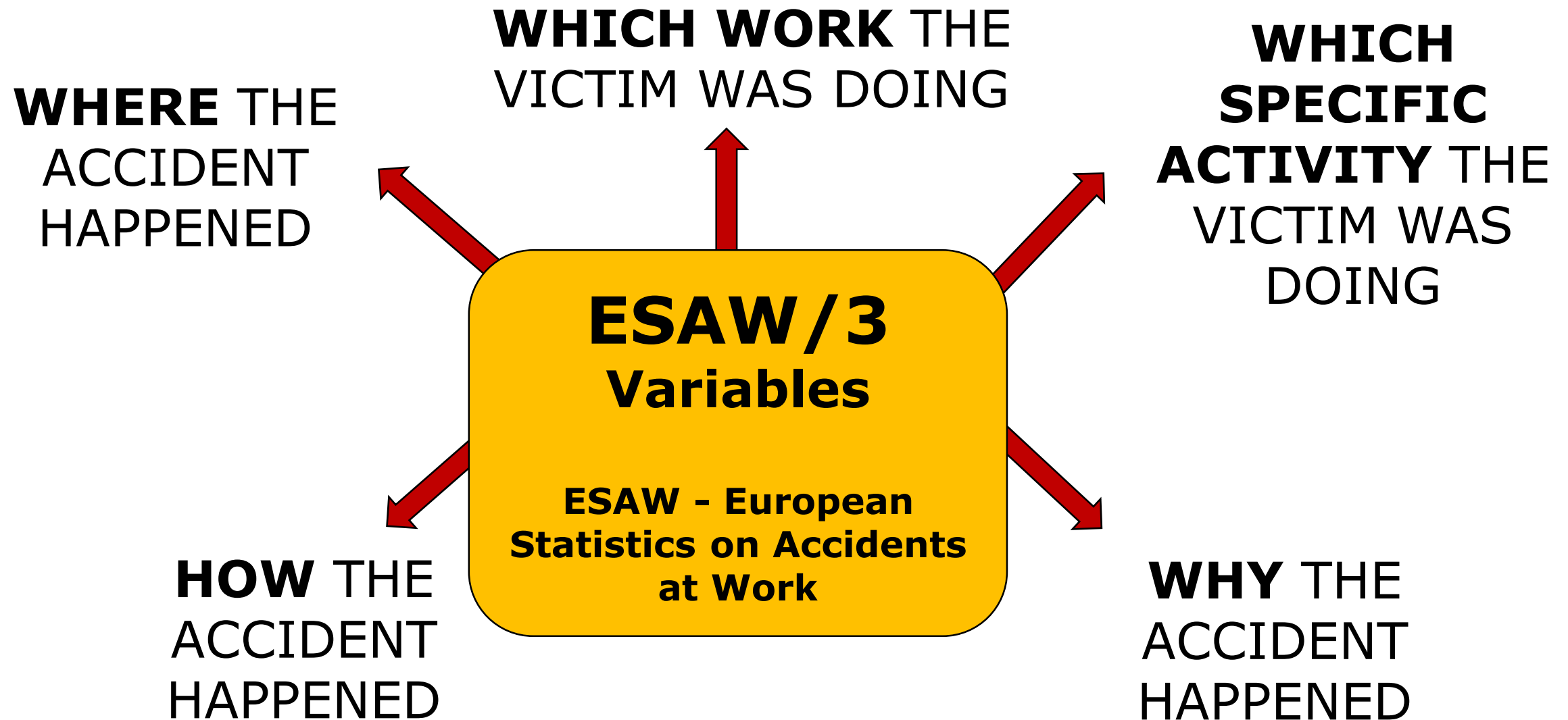
Economic activity sectors	Frequency rate			Severity rate		
	Companies with more safety measures	Standard companies	Variation %	Companies with more safety measures	Standard companies	Variation %
Agriculture sector	26,1	30,2	-13,6	9,7	13,7	-29,2
Chemistry, plastic, paper sector	9,7	16,4	-40,9	15,3	17,8	-14,0
Construction sector	28,8	35,5	-18,9	25,5	33,4	-23,6
Electricity, gas and fuel sector	13,4	19,2	-30,2	18,7	27,1	-31,0
Wood sector	18,3	23,1	-20,8	13,9	20,2	-31,2
Metallurgy sector	12,7	19,9	-36,2	14,9	17,1	-12,9
Mining sector	24,5	37,1	-34,0	18,9	25,7	-26,5
Textile industry	10,2	13,1	-22,1	13,1	21,4	-38,8
Transport and warehousing sector	23,8	29,9	-20,4	12,8	20,8	-38,5
Other activities	9,8	14,6	-32,9	12,8	15,2	-15,8
<b>All sectors</b>	<b>18,8</b>	<b>24,3</b>	<b>-22,6</b>	<b>14,8</b>	<b>20,9</b>	<b>-29,2</b>

# But it's not enough...



**... we compare the company risk level to the benchmark**

# Causes and circumstances of accidents at work



## Some INAIL tools of prevention

**PREMIUM RATE  
DISCOUNT**

**BUSINESS  
FINANCING FOR  
TRAINING  
(also to students)**

**COMPANY RATING**

**BUSINESS  
FINANCING FOR  
INTERVENTIONS ON  
HEALTH AND  
SAFETY AT WORK**



# INAIL finances investment in Prevention through TENDERS called «Bandi ISI»

## Goals:

- Improving **health and safety at work**
- Encouraging **technological innovation**
- Supporting emerging risks as **climate change**



# INAIL finances 65% of the project amount up to €130.000



**€ 3,5 billion**  
The **budget** available since  
2010



More than **200.000 companies**  
**have participated**



To date, INAIL has financed about  
**80% of the projects** that have  
passed the check

## Accident at work is a cost:

**DIRECT COST:** as premium

**INDIRECT COST:** as prevention (training, safety devices...) and as costs that depend on the occurrence of the accident (emergency aid, overtime, damage to machine...)

IN ITALY ACCIDENTS AT  
WORK COST  
3-4% OF GDP

**PREVENTION** reduces the frequency and the severity of accidents at work → and reduces the cost of accidents at work too

**INAIL**

ISTITUTO NAZIONALE PER L'ASSICURAZIONE  
CONTRO GLI INFORTUNI SUL LAVORO

**THANK YOU**

**Silvia Amatucci**

INAIL

Statistical and actuarial department

s.amatucci@inail.it

+39 06 5487 2354